

■ Features

- ★ Appropriate for high density circuit board
- ★ Highly stable characteristics
- ★ Suitable for small mobile telecommunication devices

■ Application

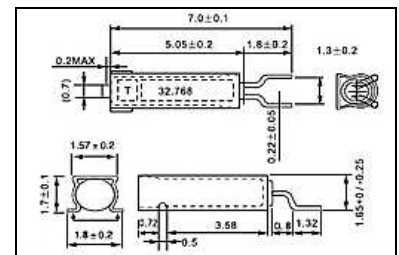
- ★ Watch and Clock
- ★ Remote Control
- ★ Telecommunication equipment
- ★ Consumer Electronics
- ★ Instrumentation
- ★ Audio/Video



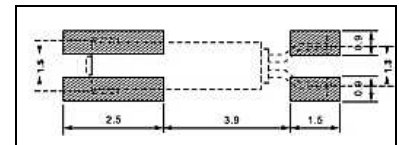
■ Specification (Characteristics)

Item	Specification
Frequency Range	32.768 KHz
Load Capacitance	12 pF
Drive Level	1.0 μW Max.
Frequency Tolerance	±5 ppm ~ ±100 ppm
Series Resistance	70 KΩ Max
Turnover Temperature	25 ± 5 °C
Temperature Coefficient	[-0.035 ± 0.01] ppm/°C ²
Operating Temperature Range	-40 ~ +85 °C
Storage Temperature Range	-40 ~ +85 °C
Motional Capacitance	0.001 pF Typical
Shunt Capacitance	1.05 pF Typical
C0 / C1 Capacitance Ratio	500 Typical
Aging at first year	± 3 ppm Max.
Insulation Resistance	500MΩ Min.
Packing Unit	5000 pcs/reel

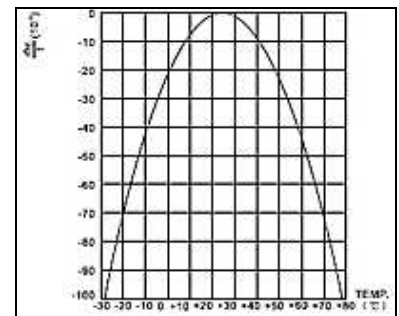
■ Dimension (Unit: mm)




■ Recommended Soldering



■ Freq. VS. Temp. Curve



■ Reflow temperatures Profile



■ Part Number and Ordering

Part Number Code	Holder Type + Frequency + Tolerance + CL
Ordering Code	Same as Above
Example	ZMR145BJ-32.768K-20-12.5P