

Features

- ★ High stability
- ★ Small package
- ★ Excellent environmental capability

Applications

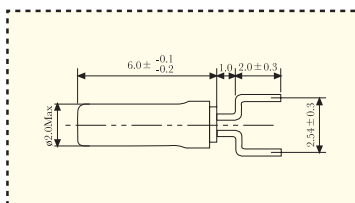
- ★ Watch and clock
- ★ Telecommunication equipment
- ★ Instrumentation

- ★ Time keep clock signal
- ★ Suitable for small telecommunication equipment

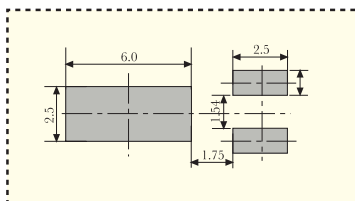
- ★ Remote control
- ★ Consumer electronics
- ★ Audio/video



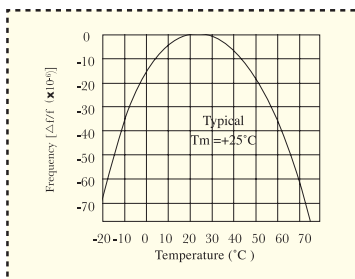
Dimension (Unit: mm)



Recommended Soldering (Unit: mm)



Frequency Vs Temperature



Specifications (Characteristics)

Item	Symbol	Specification
Normal Frequency	f	32.768KHz
Frequency Tolerance at 25°C	$\Delta f/f$	±20 ppm
Frequency Stability in Operating Temperature	$\Delta f/f$	See Frequency VS Temperature Curve
Load Capacitance	CL	12.5pF
Operating Temp. Range	Topr	-40°C ~ +85°C
Storage Temp. Range	Tstg	-55°C ~ +125°C
Resistance of Series	Rs	50KΩ Max
Resonance		
Drive Level	PWR	1.0μW Max
Shunt Capacitance	C0	2.0pF
Motional Capacitance	C1	4.0fF Max
Insulation Resistance	IR	500MΩ Min at DC100 V
Aging Level	fa	±5.0ppm/yr Max @ 25°C
Packing		Tape and Reel 2,000pcs /reel 10,000pcs per export carton

★ Commonly used

Part Number and Ordering

Part Number Code	Holder Type + Frequency + Tolerance + CL
Ordering Code	Same as Above
Example	ZMR-206B-32.768K-20-12.5P