


■ Features

- ★ Precise tolerance and stability
- ★ Ultra low height
- ★ 4 Pads
- ★ Seam weld sealing

■ Application

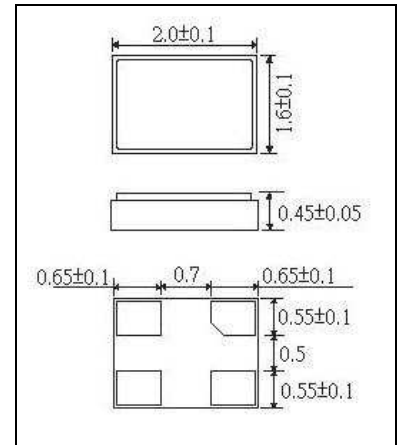
- ★ Cellular phones
- ★ Cordless telephones
- ★ PHS
- ★ Pagers



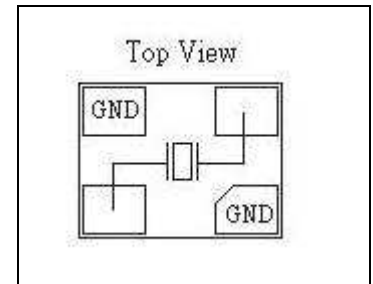
■ Specification (Characteristics)

Item	Specification
Frequency range	16.0 ~ 60.0MHz
Vibration mode	AT cut, Fundamental
Frequency tolerance (at 25 °C)	-/+10ppm, +/-30ppm, or specify
Equivalent series resistance	See table No.1
Frequency stability over operating temperature range	-/+10ppm, +/-30ppm, or specify
Operating temperature range	-10 ~ +60°C , or specify
Drive Level	100uW max.
Shunt capacitance	5.0pF max
Load capacitance	8pF, 10pF, or specify
Aging	-+2ppm/year, +-5ppm/year
Min. Packing	3,000pcs/Reel

■ Dimension (Unit: mm)



■ Internal Connection



■ Table 1

Frequency Range(MHz)	ESR (Ω)	Mode
16.0~20.0	200	Fund.
21.0~25.0	120	Fund.
26.0~40.0	100	Fund.

■ Part Number and Ordering

Part Number Code	Holder Type + Frequency + Mode of vibration + Tolerance/ Stability + RS + CL
Ordering Code	Same as Above
Example	SX2016(4)-20M-AF-30/50-200Ω-20P